

L-7104PWC WHITE

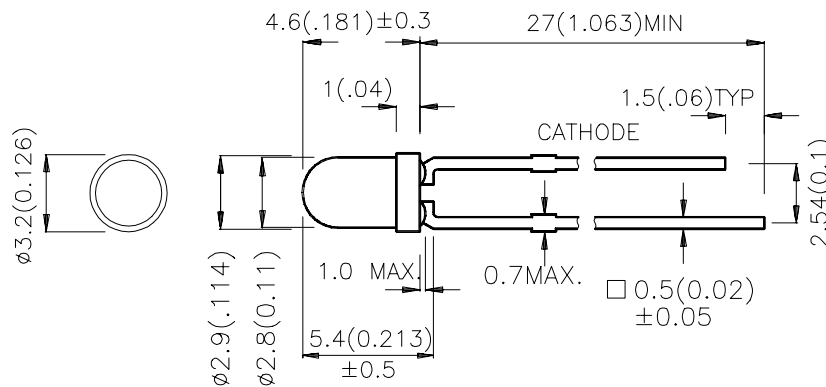
Features

- HIGH EFFICIENCY.
- WHITE EMISSION,HIGH LUMINOUS INTENSITY.

Description

The source color devices are made with InGaN on SiC Light Emitting Diode.

Package Dimensions



Notes:

1. All dimensions are in millimeters (inches).
2. Tolerance is $\pm 0.25(0.01)$ unless otherwise noted.
3. Lead spacing is measured where the lead emerge package.
4. Specifications are subject to change without notice.

Optical Characteristics

Part No.	Dice	Lens Type	Iv (mcd) @ 20 mA		Viewing Angle
			Min.	Typ.	2θ1/2
L-7104PWC	WHITE (InGaN)	WATER CLEAR	200	600	34°

Note:

1. θ1/2 is the angle from optical centerline where the luminous intensity is 1/2 the optical centerline value.

Electrical / Optical Characteristics at T_A=25°C

Symbol	Parameter	Device	Typ.	Max.	Units	Test Conditions
V _F	Forward Voltage	White	3.6	4.2	V	IF=20mA
I _R	Reverse Current	White		10	μA	VR = 5V
X	Chromaticity Coordinates	White	0.33			
Y			0.36			
C	Capacitance	White	65		pF	VF=0V, f =1MHz

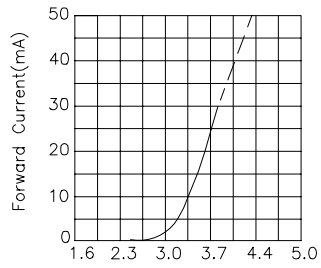
Absolute Maximum Ratings at T_A=25°C

Parameter	White	Units
Power dissipation	102	mW
DC Forward Current	30	mA
Peak Forward Current[1]	100	mA
Reverse Voltage	5	V
Operating Temperature	-40°C To +85°C	
Storage Temperature	-40°C To +85°C	
Lead Solder Temperature[2]	260°C For 5 Seconds	

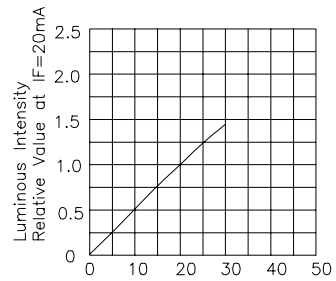
Notes:

- 1/10 Duty Cycle, 0.1ms Pulse Width.
- 4mm below package base.

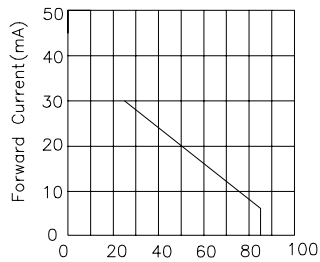
White L-7104PWC



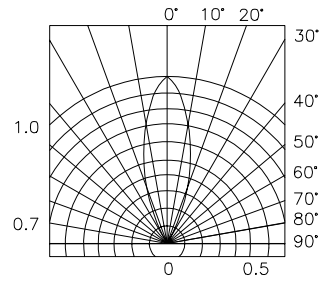
Forward Voltage(V)
FORWARD CURRENT Vs
FORWARD VOLTAGE



IF-Forward Current (mA)
LUMINOUS INTENSITY Vs.
FORWARD CURRENT



Ambient Temperature TA(°C)
FORWARD CURRENT
DERATING CURVE



SPATIAL DISTRIBUTION