

NUMBER 178325

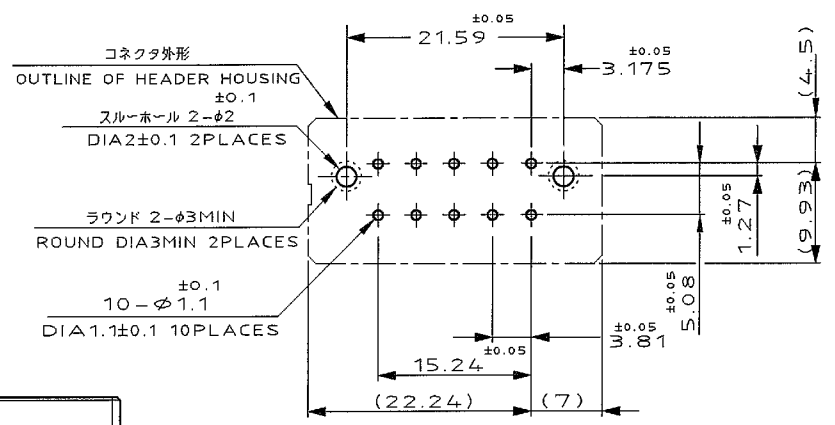
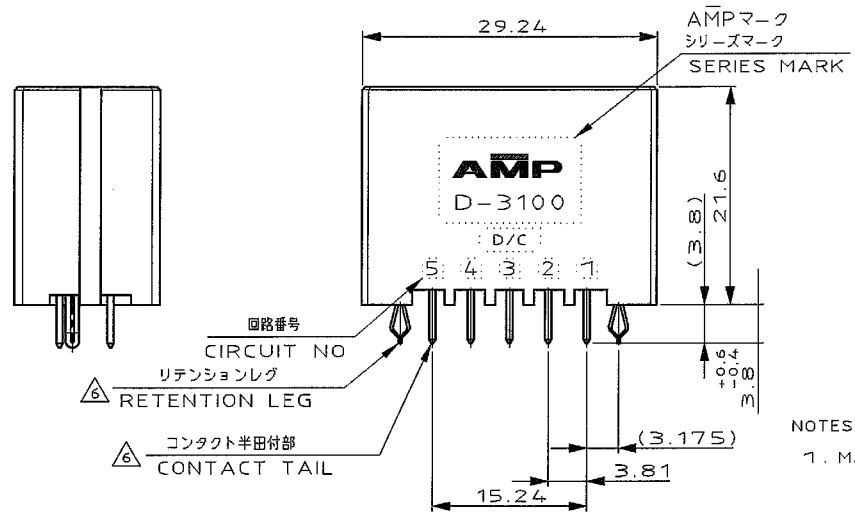
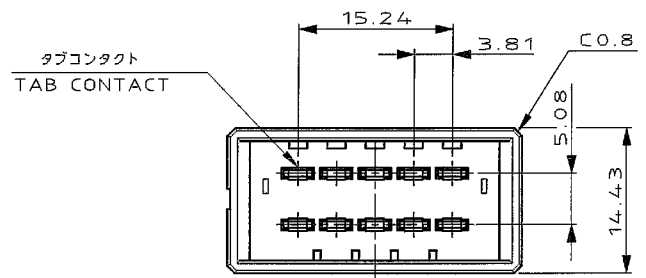


METRIC

DIMENSIONS IN MILLIMETERS. DO NOT SCALE PRINT

PRINT DIST

AMP-J
REV.10/83



推奨基板取付け穴寸法
PC 基板厚: 1.6±0.1
(非累積公差)
(コネクタ搭載面)

RECOMEND PC BOARD HOLE PATTERN
PC BOARD THICKNESS: 1.6±0.1
(NOT ACCUMULATE TOLERANCE)
(CONNECTOR MOUNT SIDE)

NOTES

- MATERIAL: HOUSING: GLASS FILED THERMO PLASTIC, POLYESTER (94V-0), COLOR: BLACK
CONTACT: COPPER ALLOY
RETENTION LEG: COPPER ALLOY
- △2 FINISH (CONTACT AREA): 0.38 μm MIN GOLD PLATING OVER NI PLATING
- △3 FINISH (CONTACT AREA): 0.76 μm MIN GOLD PLATING OVER NI PLATING
- △4 FINISH (CONTACT AREA): 2.0 μm MIN TIN PLATED OVER NICKEL
- △5 FINISH (RETENTION LEG): TIN-LEAD PLATED (CONTACT TAIL) OVER NICKEL
- △6 FINISH (RETENTION LEG): TIN PLATED (CONTACT TAIL) OVER NICKEL

注記

- 材料: ハウジング: ガラス入り熱可塑性
ポリエステル樹脂 (94V-0), 色: 黒
コネクタ: 銅合金
リテンションレグ: 銅合金
- △2 めっき: コンタクト: 全面 Ni 下地
接触部: 0.38 μm MIN 金めっき
- △3 めっき: コンタクト: 全面 Ni 下地
接触部: 0.76 μm MIN 金めっき
- △4 めっき: コンタクト: 全面 Ni 下地
接触部: 2.0 μm MIN スズめっき
- △5 めっき: リテンションレグとコンタクト半田付部
ニッケル下地の土に半田めっき
- △6 めっき: リテンションレグとコンタクト半田付部: ニッケル下地の土にスズめっき

| | | |
|----------|----|-----------------|
| △6 | △4 | 178325-5 |
| △6 | △3 | 178325-3 |
| △6 | △2 | 178325-2 |
| (FINISH) | | 製品番号 (PART NO.) |

| REVISION | DATE | BY | CHK | DATE | BY | CHK |
|----------|---------------------|--------------|---------|---------|------|-----|
| E | REVISED | FJDO-0039-03 | T.S.M. | 6/2 | | |
| D | REVISED | FJDO-0037-03 | T.S.M. | 4/15/93 | | |
| C | REVISED | FJ00-2744-95 | KI.Y. | 5/16/95 | | |
| B | REVISED | FJ00-0838-94 | NM.S.M. | 7/4/94 | | |
| A | REDRAWN WITH CHANGE | FJ00-0450-94 | NM.S.M. | 4/20/94 | | |
| LTR | REVISION RECORD | | DR | CHK | DATE | |

Copyright © 1994
AMP (Japan) LTD.
ALL RIGHTS RESERVED.

tyco Electronics | Tyco Electronics AMP K.K. | Kawasaki, Japan

10 POS DOUBLE ROW
VERTICAL HDR ASS'Y FOR DYNAMIC D-3100

| | | |
|-------------------------------|-------------------------------|---------------------|
| WIRE RANGE | INSULATION DIA | NAME |
| mm ² (AWG -) | mmφ | |
| MATERIAL | FINISH | SIZE LOC NUMBER |
| SEE NOTE 注記参照 | SEE NOTE 注記参照 | A3 J C=178325 |
| DR. 19 APR 94 N. Matsudara | DE. 19 APR 94 N. Matsudara | (GENERAL TOLERANCE) |
| CHK. S. MANABE | APP. S. MANABE | 100% : ±0.3 |
| | | 100% 300% : ±0.4 |
| | | 300% 100% : ±0.45 |
| | | 100% : ±0.5 |
| | | SCALE 2-1 |
| | | REV. E |
| | | SHEET 1 OF 1 |

(CUSTOMER DRAWING) 顧客用図面